



our community. our kids.

PMET Reporting

for OCOK and other Community-Based Care Contracts



Sean Allen

Data Scientist at ACH/OCOK



Jennifer Broberg

OCOK Data Manager

Welcome!
The webinar will begin shortly.



our community. our kids.

PMET Reporting

for OCOK and other Community-Based Care Contracts



Sean Allen

Data Scientist at ACH/OCOK

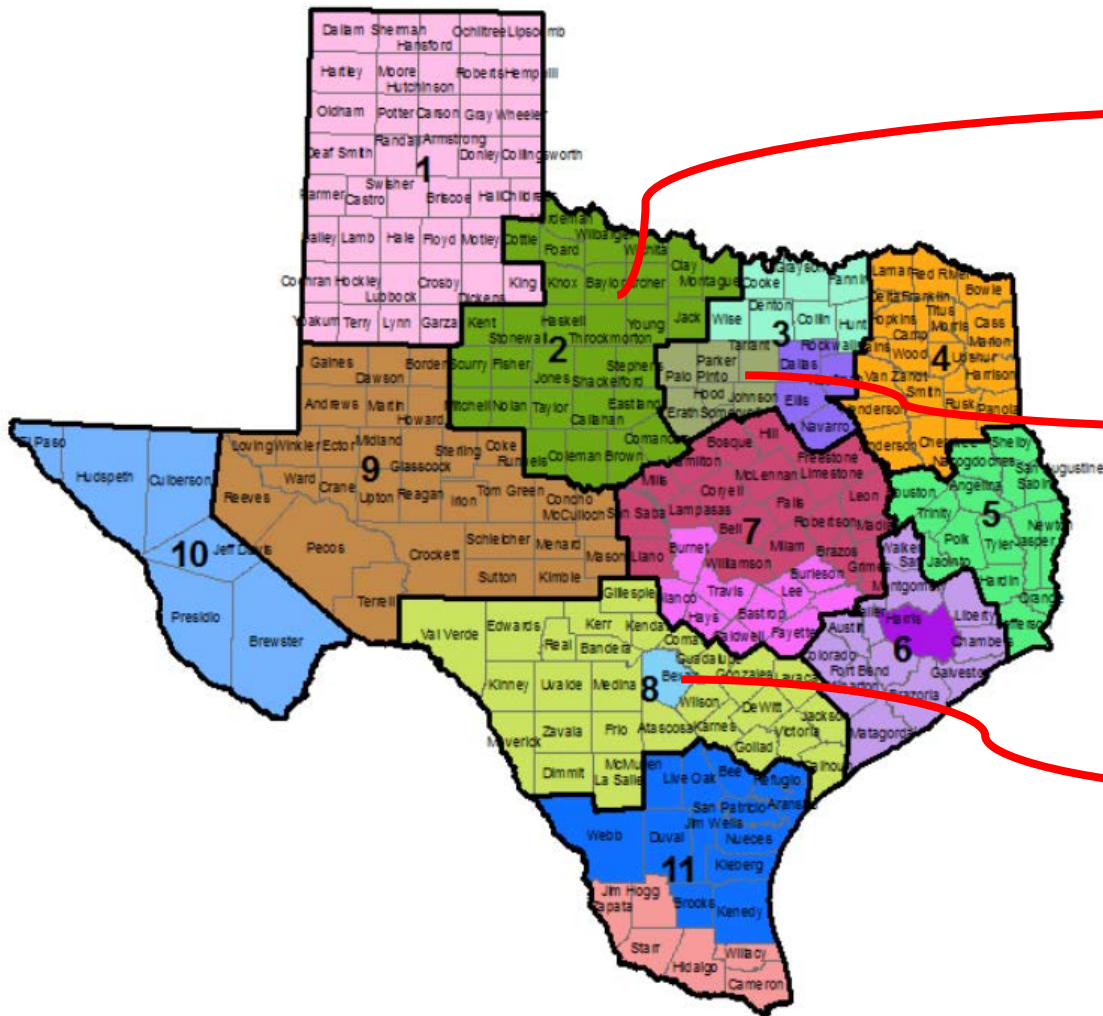


Jennifer Broberg

OCOK Data Manager

What is PMET?

- **Performance Management Evaluation Tool**
 - A tool used by the Texas Department of Family and Protective Services (DFPS), together with other performance metrics, to evaluate contractor performance.
 - Service providers must enter contract performance data quarterly.
 - Agency self-report: Agencies are responsible for tracking these data points and reporting quarterly.
- **What is your agency's PMET responsibility under community-based care?**



Region 2
2INgage

Region 3b
OCOK

Region 8a
**Family
 Tapestry**

PMET in Community-Based Care

1 **Child Placing Agencies (CPAs)**
submit data for SSCC clients served during a given quarter.



2 **Single Source Continuum Contractors (SSCCs)**
compile data received from CPAs into a single regional report to enter into the State's PMET system.



3 **Department of Family and Protective Services (DFPS)**
uses this data, together with other outcome metrics, to evaluate the performance of a region.

Previous Measures

Monthly personal contact with designated family members

Monthly personal contact with siblings in care

Youth age 16+ have regular job

Youth age 16+ have driver's license or state ID

Youth age 10+ attend court hearings

What does PMET measure?

Previous Measures

Monthly personal contact with designated family members

Monthly personal contact with siblings in care

Youth age 16+ have regular job

Youth age 16+ have driver's license or state ID

Youth age 10+ attend court hearings

New Measures for FY19

Youth age 16+ have driver's license or state ID

Youth (all ages) attend court hearings



When do these changes take effect?

- › **Immediately**
- › **For the current reporting period ending 11/30**
 - › Quarter 1, DFPS Fiscal Year 2019 (9/1/18– 11/30/18)
- › **It is no longer necessary to submit PMET data on monthly visits or regular jobs**
 - › Maintain this information in your files
 - › Performance is assessed through record reviews

What is the process for submitting PMET data?

Previous Method

CPA contractor manages data internally (e.g., by spreadsheet).

No later than the 15th day after the end of each quarter, the CPA reports aggregate data (totals) to the SSCC by email.

What is the process for submitting PMET data?

Previous Method

CPA contractor manages data internally (e.g., by spreadsheet).

No later than the 15th day after the end of each quarter, the CPA reports aggregate data (totals) to the SSCC by email.

New Method

CPA contractor logs into the **Texas Provider Gateway** and clicks on the “PMET” button to see a list of SSCC clients served during the quarter.

CPA contractor enters PMET data for each child in the Gateway.

Deadline for data entry is the 20th day after the end of each quarter.

What is the process for submitting PMET data?

Previous Method

CPA contractor manages data internally (e.g. spreadsheet).

No later than 15th day after the end of each quarter, the CPA reports aggregated data (totals) to the SSCC by email.

New Method

CPA contractor logs into the **Texas Provider Gateway** and clicks on the “PMET” button to see a list of SSCC clients served during the quarter.

CPA contractor enters PMET data for each child in the Gateway.

Deadline for data entry is the 20th day after the end of each quarter.

What is the Gateway?

- **New website for entering data related to all your community-based care contracts** (available Dec 1st)
 - <https://texasprovidergateway.org>
- **Your organization should have a designated administrator who can create logins for your staff**
 - Contact support@oc-ok.org if you need assistance.
- **Check out the recording of our other webinar to learn more about the Gateway**
 - <http://www.ourcommunity-ourkids.org/providers/training/>

Gateway Sneak Peek

The screenshot shows a web browser window with a dark header bar containing the text "Site Title". The main content area has a light blue background. On the left, the title "Texas Provider Gateway" is displayed in a large, bold, purple font. On the right, there is a navigation menu with links for "Home", "Change Password", and "Logout". Below the navigation menu, the text "VersionNumber" and "User Name (Role)" is visible. At the bottom of the navigation area, there is a link for "Questions/Issues? Email support@oc-ok.org". In the center of the page, there are five icons arranged horizontally, each with a label below it: "My Placements" (a person icon), "My Resources" (a house icon), "Performance Measures" (a lightbulb icon), "ADMIN" (a person with a gear icon), and "REPORTS" (a pie chart icon). A red arrow points upwards to the "Performance Measures" icon.

Site Title

Texas Provider Gateway

Home | Change Password | Logout

VersionNumber User Name (Role)

Questions/Issues? Email support@oc-ok.org

My Placements My Resources Performance Measures ADMIN REPORTS

Gateway Sneak Peek

[Home](#) | [Change Password](#) | [Logout](#)

Texas Provider Gateway

Questions/Issues? Email support@oc-ok.org

<CPA Name>'s Quarterly Performance Self-Report for Quarter Starting <date> and Ending <date>

| Clients in Care During Quarter | Age on Last Day of Quarter | Has Driver's License or State ID? | # of Court Hearings During Quarter: | # of Hearings Which Court Permits Youth To Attend: | # of Hearings Attended by Youth | Note |
|--------------------------------|----------------------------|-----------------------------------|-------------------------------------|--|---------------------------------|----------------------|
| Smith, Johan | 14 | NA | <input type="text"/> | <input type="text"/> | <input type="text"/> | <input type="text"/> |
| Smith, Joan | 16 | Y/N | <input type="text"/> | <input type="text"/> | <input type="text"/> | <input type="text"/> |
| Smith, Axel | 17 | Y/N | <input type="text"/> | <input type="text"/> | <input type="text"/> | <input type="text"/> |
| Smith, Fiona | 2 | NA | <input type="text"/> | <input type="text"/> | <input type="text"/> | <input type="text"/> |
| Smith, Jesse | 8 | NA | <input type="text"/> | <input type="text"/> | <input type="text"/> | <input type="text"/> |
| Smith, Gina | 13 | Y/N | <input type="text"/> | <input type="text"/> | <input type="text"/> | <input type="text"/> |
| Smith, John | 14 | Y/N | <input type="text"/> | <input type="text"/> | <input type="text"/> | <input type="text"/> |
| Smith, Jon | 1 | NA | <input type="text"/> | <input type="text"/> | <input type="text"/> | <input type="text"/> |
| Smith, Jim | 0 | NA | <input type="text"/> | <input type="text"/> | <input type="text"/> | <input type="text"/> |

Show 50 Per Page

Page 1 > Page 2 > Page 3 > Page 4

Cannot be greater than # of Hearings During Quarter

Cannot be greater than # of Hearings Youth can Attend

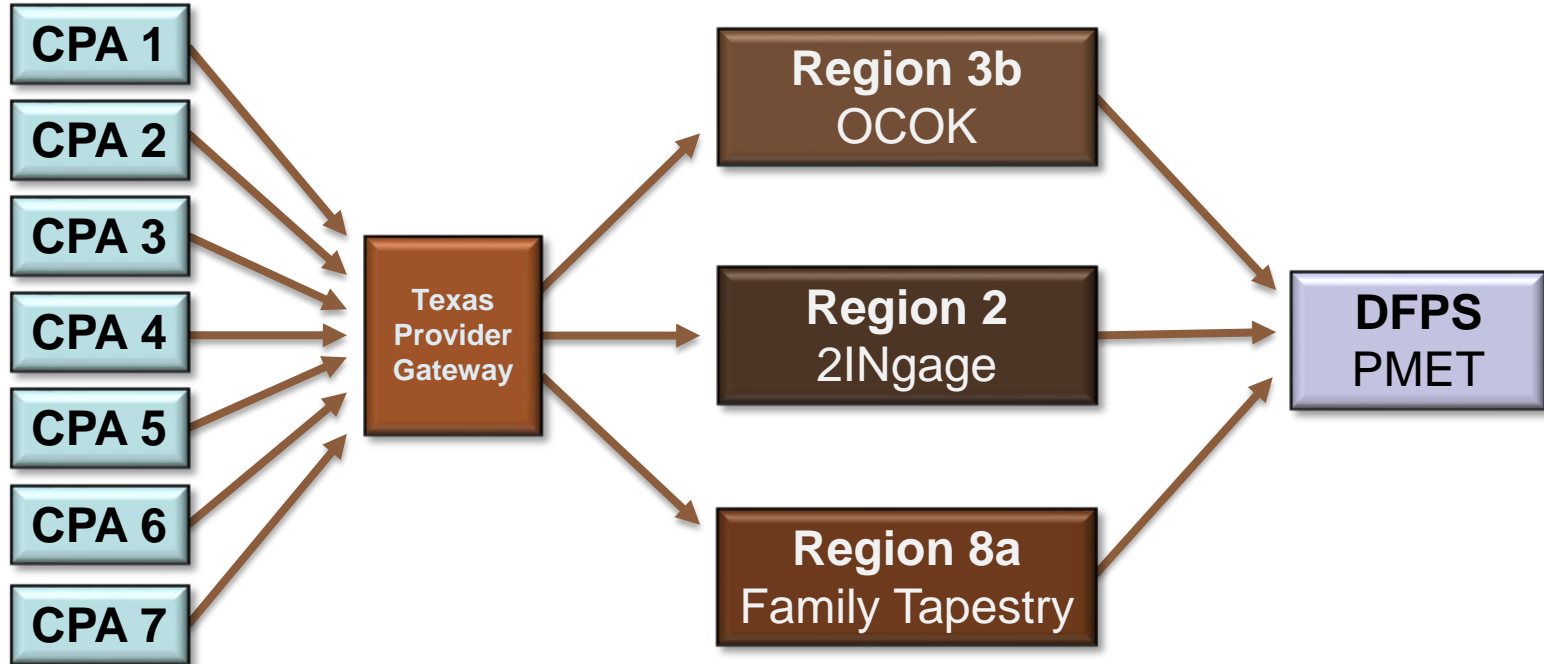
Note field will expand to allow you to enter an explanatory note

What if your agency works for other SSCCs?

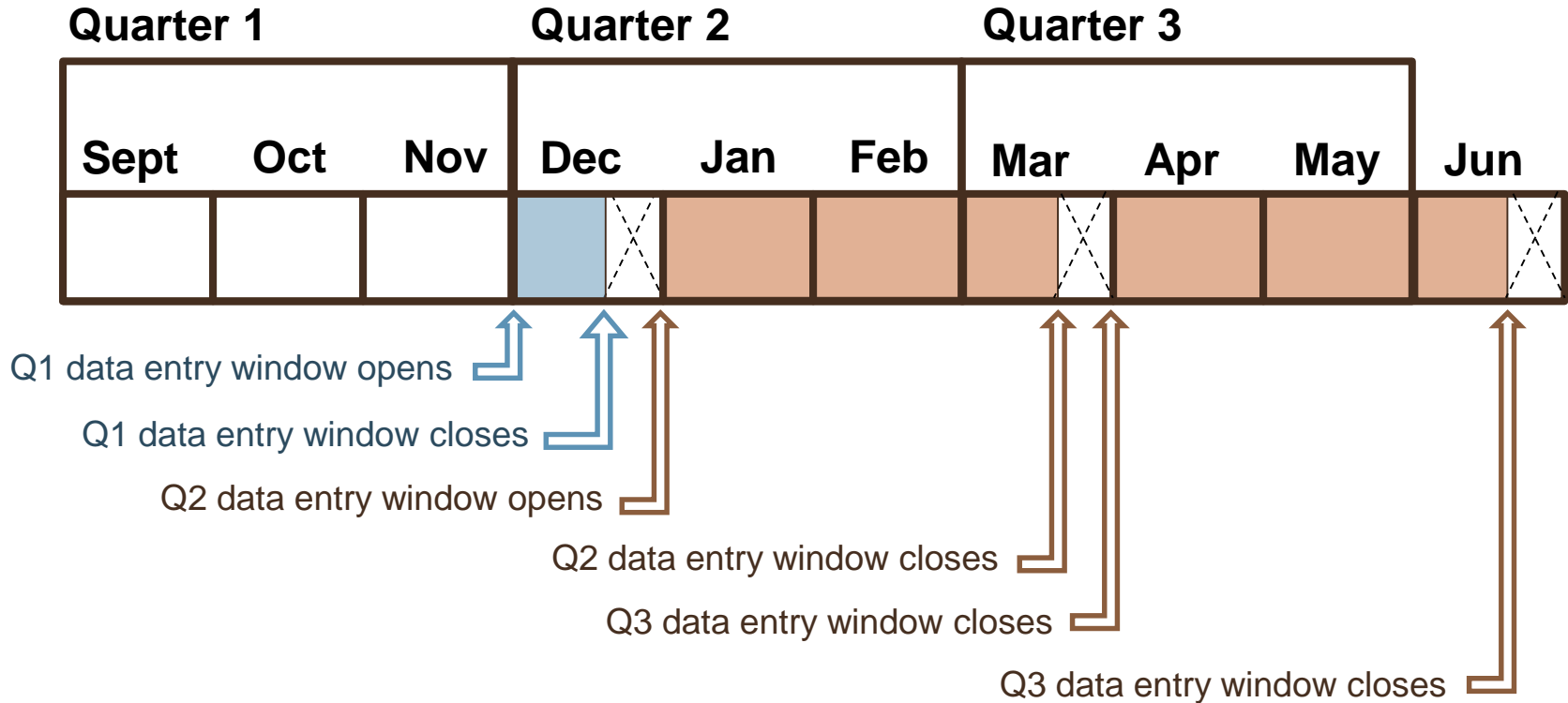
- › **All community-based care clients with at least one day of placement in one of your homes during the quarter will show up on your PMET list.**
 - › This includes clients placed by OCOK, 2INgage or Family Tapestry.
 - › It does not include clients placed directly by DFPS.
- › **You do not have to submit separate reports for each SSCC.**
 - › At the end of the reporting window, the information will automatically be submitted to each SSCC for you.

PMET Data Flow

Enter PMET data in one place for all your agency's community-based care contracts.



What is the timeline for data entry?



Why the new data entry methodology?

- **The goal is to improve validity and reliability of PMET data.**
 - Easier for your staff to keep track of which clients should be counted
 - Better consistency in how performance is measured
 - Allows the SSCC to de-duplicate when clients move between agencies
 - Strengthens accountability for performance by providing auditable child-level data
[mandated by state auditors]

Next Steps

- **Identify your agency's internal technical contact.**
- **Ensure your technical contact is set up as an administrator in the Texas Provider Gateway.**
 - Request an administrator account from support@oc-ok.org (or from another SSCC).
- **Between 12/1 and 12/20, your administrator (or other designated staff) logs into the Gateway to enter PMET data for Q1.**

Questions

